









# EYFS Term 5 Home Learning Grid

## Does everything grow the same way?

*Home learning is due in by the last day of term.*

<p>Create a butterfly life cycle.</p> 	<p>Look in a garden, park or outside area for different minibeasts. Draw and label what you find.</p> 	<p>Grow your own sunflower and measure it each week.</p> 
<p>Paint a butterfly picture. Can you make the wings symmetrical?</p> 	<p>Look at this picture of beautiful sunflowers. Create a sunflower painting or picture. You could also visit the CBeebies website and listen to the Enna Gee's Adventures podcast, Here Comes The Sunflower, as you paint or draw.</p>	<p>Make a model caterpillar or butterfly.</p> 
<p>Find out one or two facts about a minibeast of your choice.</p> <div data-bbox="315 959 687 1134" style="border: 1px solid purple; padding: 5px;">  <p><b>FACT</b> Butterflies fly during the daytime. Most of them slowly flap their large, colourful wings.</p> </div>		<p>Create a phonics game to play with a grown up.</p> 

*The home learning grid gives a variety of creative tasks for the children to choose from, which link to their topic for the term. We suggest that children choose one to complete, however should they wish to complete more, we recommend no more than three. These tasks are optional and should be chosen in addition to, not instead of, the English and Maths key learning tasks.*